

INCOME & EXPENDITURE ACCOUNT			
Summary for the year	2007/08		
	Gross Expend.	Income	Net Expend.
	£'000	£'000	£'000
Services to the Public			
- Central Services	12,649	(3,296)	9,353
- Cultural, Environmental and Planning Services	13,703	(5,899)	7,804
- Highways, Roads and Transport Services	1,947	(332)	1,615
- Housing Services, including 'discontinued services'	31,982	(31,127)	855
Corporate and Democratic Core costs	738	(9)	729
Non Distributed Costs	1,181	(16)	1,165
NET COST OF SERVICES ('Best Value accounting' analysis)	62,200	(40,679)	21,521
CORPORATE INCOME AND EXPENDITURE net costs			(46)
NET OPERATING EXPENDITURE			21,475
PRINCIPAL SOURCES OF FINANCE:			
Precept on Collection Fund for council tax, incl'g parish precept			(5,011)
Collection Fund (surplus) / deficit transfer			9
General Government Grant(s) - including for capital financing			(8,580)
Non-Domestic Rate Income from Government's national pool			(8,264)
			(21,846)
NET I & E ACCOUNT (SURPLUS) / DEFICIT FOR YEAR			(371)

MOVEMENTS ON THE 'GENERAL FUND' BALANCE	
(Surplus) or deficit for year on I&E A/c (see above)	(371)
Proper adjustments and transfers to reflect real impact on General Fund	(332)
(Increase) or decrease in GF Balance for the Year	(703)
General Fund Balance brought forward	(1,338)
General Fund Balance carried forward *	(2,041)

Fuller exposition, and comparative previous year figures, can be seen in the full version of the Statement of Accounts (page 27); and (also on www.hyndburnbc.gov.uk website) are related reports at Cabinet, Audit Committee and full Council in June an

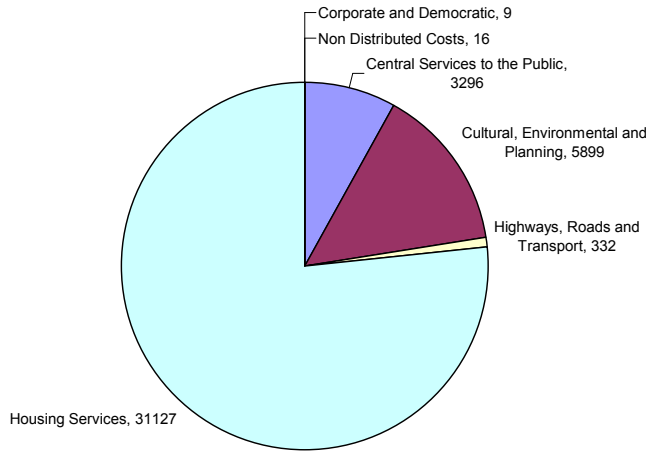
* This amount was the GF Balance as at 31st March 2008. Subsequently, in June 2008 the Council has approved additional 'revenue' expenditure budgets in year 2008/09 of £289,000 to be met from the GF Balance.

BALANCE SHEET as at year ended 31st March (assets, liabilities and net worth)	2007/08 £'000
LONG TERM ASSETS	
Total Fixed Assets	34,482
Other Long Term Assets	618
	35,100
CURRENT ASSETS	16,880
CURRENT LIABILITIES	(12,740)
TOTAL ASSETS LESS CURRENT LIABILITIES	39,240
LONG TERM LIABILITIES	
Long Term borrowing	(9,896)
Net Pensions Liability	(37,166)
Other Long Term Liabilities	(2,077)
	(49,139)
TOTAL ASSETS LESS LIABILITIES	(9,899)
Financed by:	
CAPITAL ACCOUNTS & RESERVES	23,853
NOTIONAL PENSIONS RESERVE	(37,166)
BALANCES	
Earmarked Reserves	1,756
General Fund surplus c/fwd (see other summary statement)	2,041
Housing Revenue Account (balance subsumed into General Fund)	0
Collection Fund deficit c/fwd (relates to aggregate council tax)	(383)
TOTAL RESERVES AND BALANCES = Equity or Net Worth	(9,899)

Fuller exposition, and comparative previous year figures, can be seen in the full version of the Statement of Accounts (page 30); and (also on www.hyndburnbc.gov.uk website) are related reports at Cabinet, Audit Committee and full Council in June an

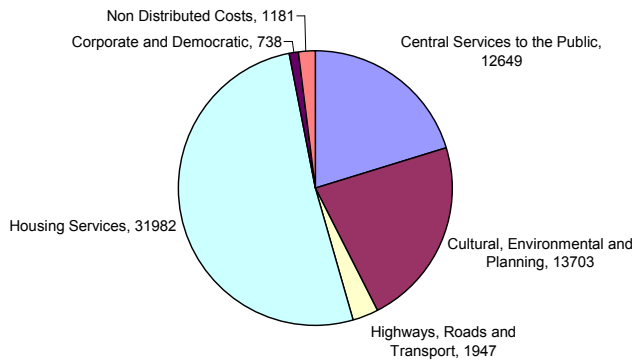
INCOME & EXPENDITURE ACCOUNT 2007/08

SERVICES INCOME

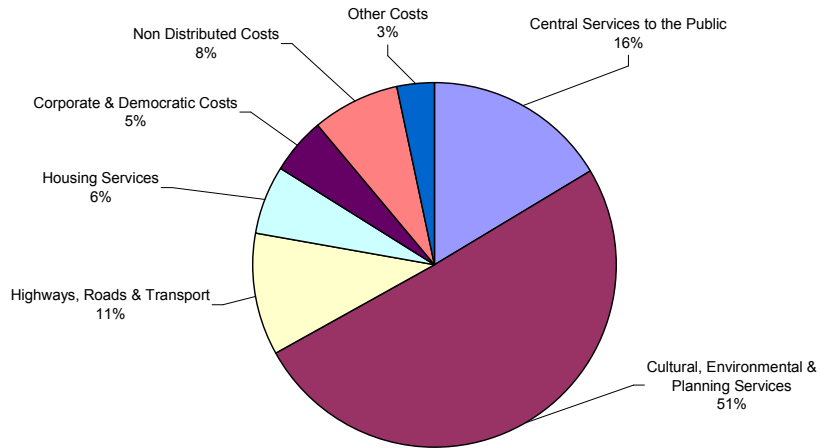


INCOME & EXPENDITURE ACCOUNT 2007/08

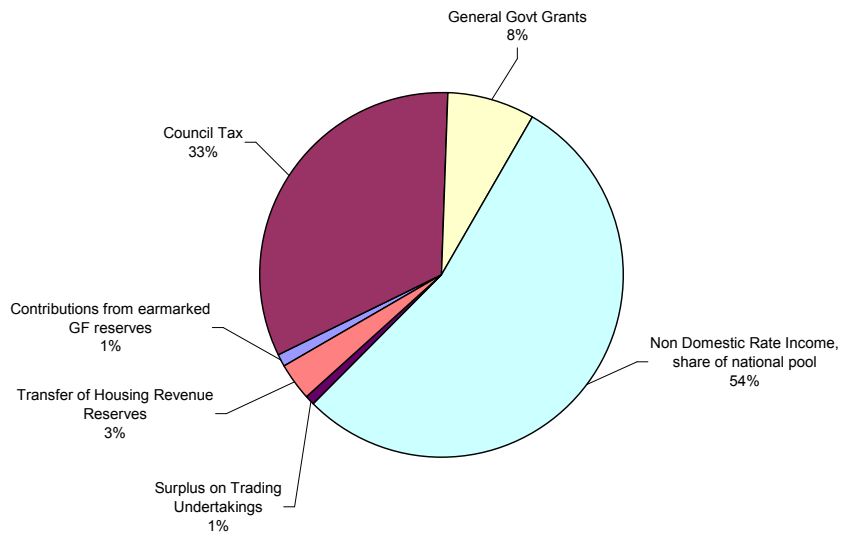
SERVICES GROSS EXPENDITURE



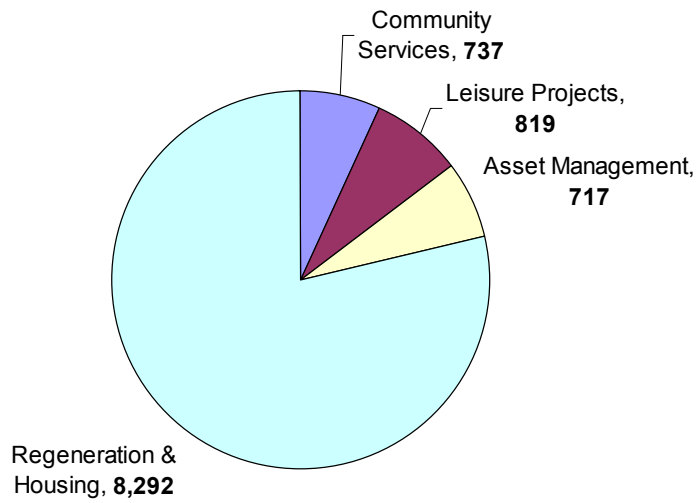
General Fund Net Revenue Expenditure 2007/08



General Fund Revenue Financing 2007/08



What we spent the £10,565k on (in £000's)



Where the £10,565k came from

